

Scaled data based on original data using
LM-79-08 Approved Method: Electrical and Photometric Measurements of Solid-
State Lighting Products

Test Report Prepared for
Cooper Lighting Solutions
(formerly Eaton)

Brand: McGRAW-EDISON

Report Number: P226540

Luminaire Tested: **ISW-AF-350-LED-E1-T4FT**

Issue Date: 3/3/2020

Test Information

Test Method: LM-79-08
Report Number: P226540
TEST IS SCALED FROM IESNA LM-79-08 TEST DATA (P35943)
Test Lab: INNOVATION CENTER-P3
Issue Date: 3/3/2020
Manufacturer: COOPER LIGHTING SOLUTIONS (FORMERLY EATON)
Product Line: MCGRAW-EDISON
Catalog Number: ISW-AF-350-LED-E1-T4FT
Description: IMPACT ELITE LED WEDGE LUMINAIRE
LIGHT SQUARE WITH ACCULED OPTICS-TYPE IV FORWARD THROW
Light Source: (16) 4000K CCT, 70 CRI LEDs
Ballast/Driver: ELECTRONIC DRIVER

Summary

Lumens per Lamp: N/A
Luminaire Lumens: 2588.5 lumens
Efficiency: N/A
Efficacy: 128.8 lumens/watt
Luminous Opening: Rectangular (W 0.5' x L: 0.5' x H: 0')
IES Classification: Type IV - Short - Non-Cutoff
BUG Rating: B1 - U1 - G1

Input Watts (W): 20.09
Input Voltage (V): 120
Input Current (Ain): NR
Voltage Rise (V): NR
Power Factor: NR
Total Harmonic Distortion (THDi): NR
Frequency (hertz): 60
Stabilization Time: NR
Operation Time: NR
Ambient Temperature (°C): NR
Test Distance: 25 FT

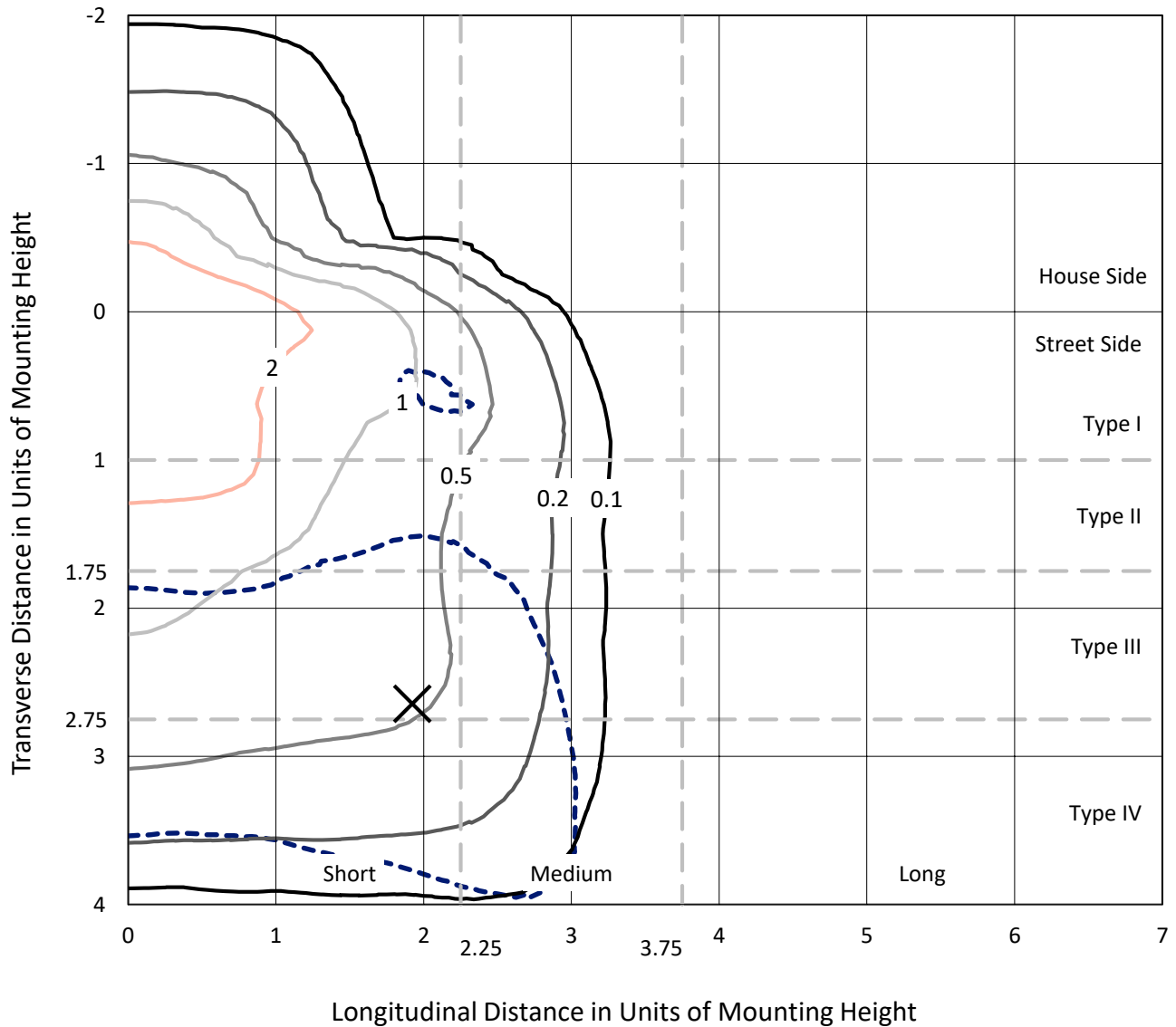


REPORT NUMBER: P226540

CATALOG NUMBER: ISW-AF-350-LED-E1-T4FT

Iso-Footcandle Lines of Horizontal Illumination

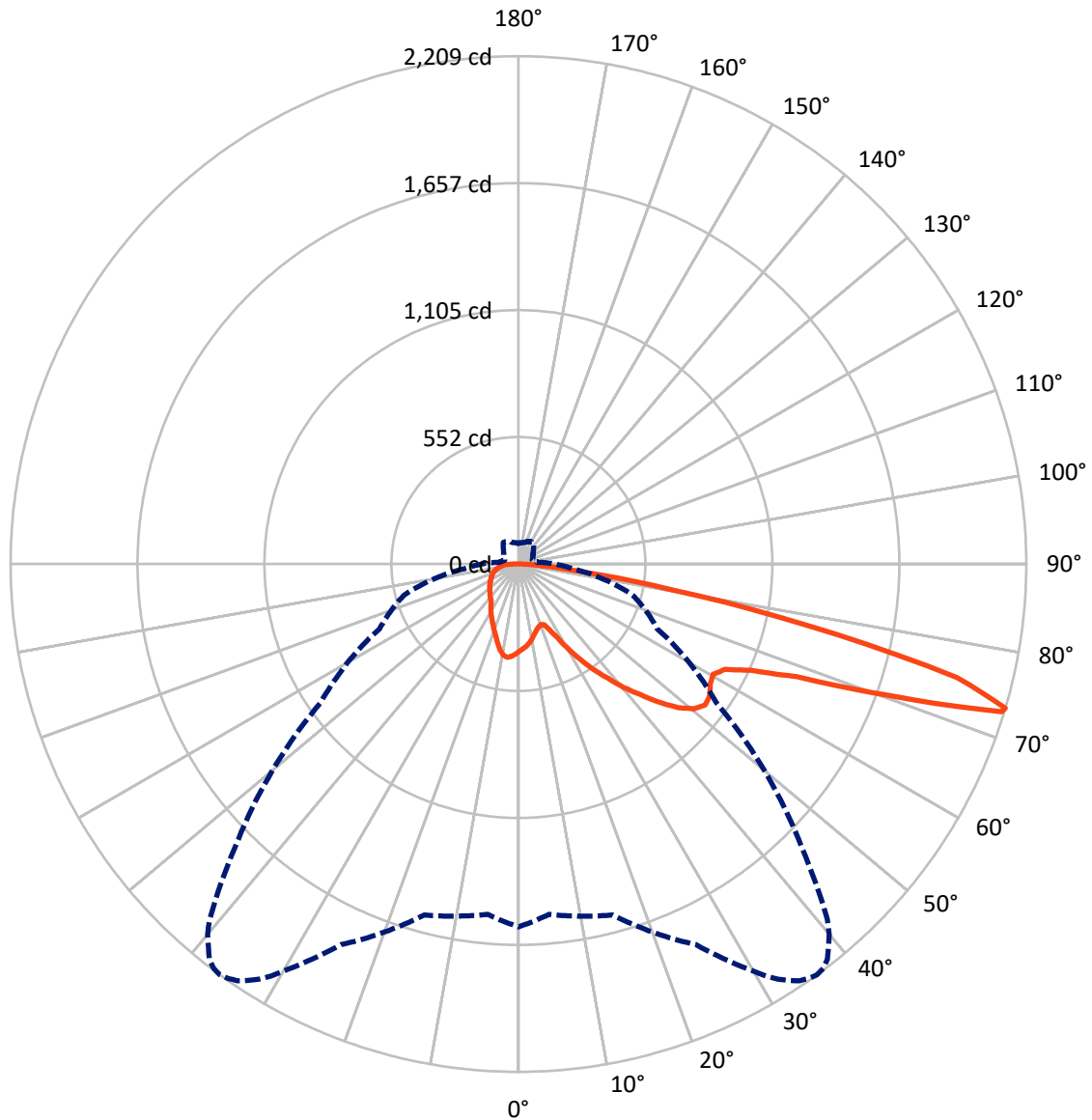
× Max cd
 - - - 1/2 Max cd



Based on 10 foot mounting height. Maximum calculated value = 4 fc
 Type IV - Short - Non-Cutoff

REPORT NUMBER: P226540
CATALOG NUMBER: ISW-AF-350-LED-E1-T4FT

Luminous Intensity Polar Plot



— Vertical Plane Through 36-Deg Lateral - - - Horizontal Cone Through 73-Deg Vertical

REPORT NUMBER: P226540

CATALOG NUMBER: ISW-AF-350-LED-E1-T4FT

FLUX DISTRIBUTION:

		Downward	Upward	Total
House Side	Lumens	545.8	0.6	546.4
	% Fixture	21.1	0.0	21.1
Street Side	Lumens	2041.9	0.2	2042.1
	% Fixture	78.9	0.0	78.9
Total	Lumens	2587.7	0.8	2588.5
	% Fixture	100.0	0.0	100.0

Coefficient of Utilization

ZONAL LUMENS:

Zone	Lumens	% Fixture
0°-10°	35.8	1.4
10°-20°	94.8	3.7
20°-30°	155.4	6.0
30°-40°	257.5	9.9
40°-50°	378.4	14.6
50°-60°	477.1	18.4
60°-70°	624.8	24.1
70°-80°	505.8	19.5
80°-90°	58.2	2.2
90°-100°	0.8	0.0
100°-110°	0.0	0.0
110°-120°	0.0	0.0
120°-130°	0.0	0.0
130°-140°	0.0	0.0
140°-150°	0.0	0.0
150°-160°	0.0	0.0
160°-170°	0.0	0.0
170°-180°	0.0	0.0
0°-90°	2587.7	100.0
0°-180°	2588.5	100.0



REPORT NUMBER: P226540

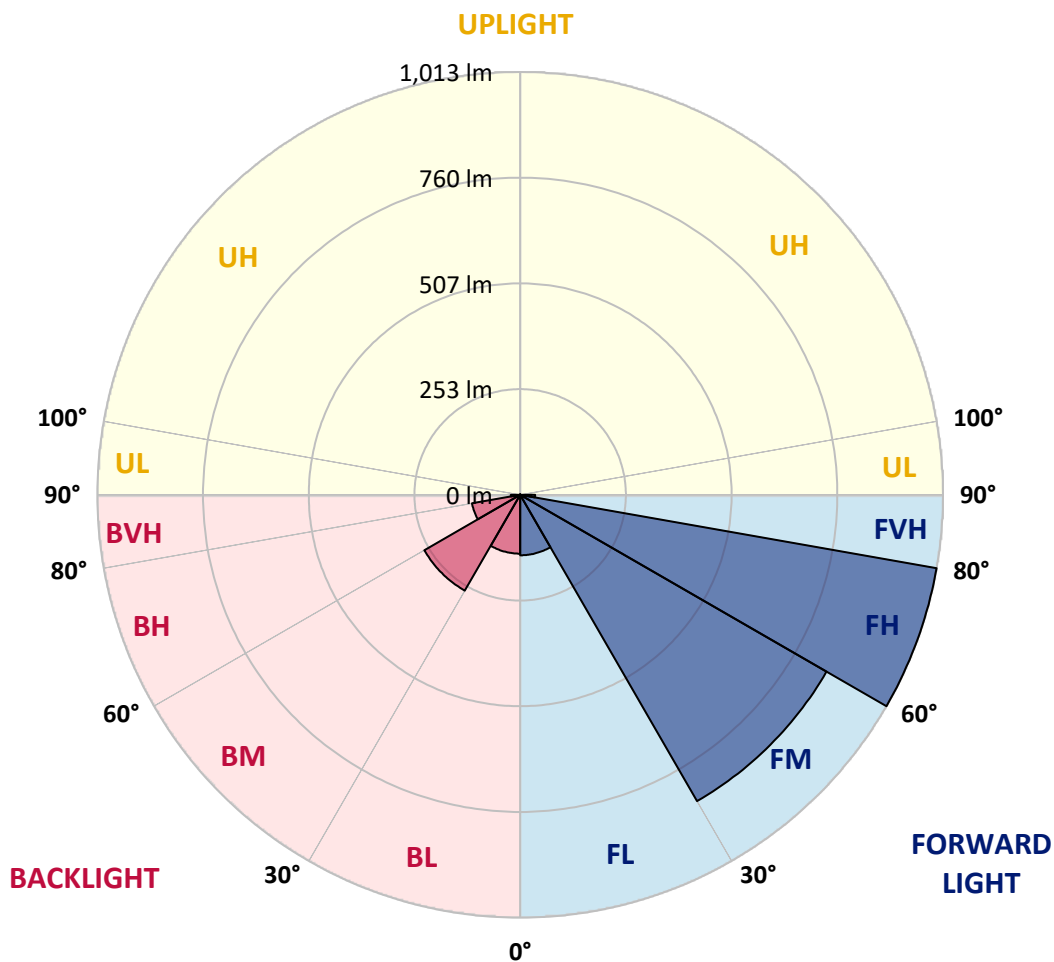
CATALOG NUMBER: ISW-AF-350-LED-E1-T4FT

LUMINAIRE CLASSIFICATION SYSTEM LUMEN TABLE AND BUG RATING:

Zone		Lumens	% Fixture	Zone Rating/Lumen Limit		
				B	U	G
FL	(0°-30°)	144.9	5.6			
FM	(30°-60°)	847.7	32.7			
FH	(60°-80°)	1013.4	39.2			G1/1800
FVH	(80°-90°)	35.9	1.4			G1/100
BL	(0°-30°)	141.1	5.5	B1/500		
BM	(30°-60°)	265.3	10.2	B1/1000		
BH	(60°-80°)	117.1	4.5	B1/500		G1/500
BVH	(80°-90°)	22.3	0.9			G1/100
UL	(90°-100°)	0.8	0.0		U1/10	
UH	(100°-180°)	0.6	0.0		U1/10	

BUG Rating: B1-U1-G1

Type IV Short





REPORT NUMBER: P226540

CATALOG NUMBER: ISW-AF-350-LED-E1-T4FT

CANDELA DISTRIBUTION (FULL):

	0°	5°	15°	25°	30°	31°	32°	33°	34°	35°	36°
0°	380.1	380.1	380.1	380.1	380.1	380.1	380.1	380.1	380.1	380.1	380.1
2.5°	366.4	367.1	368.0	368.0	368.0	369.1	368.7	368.7	369.1	369.4	369.4
5°	352.7	353.1	355.3	356.1	358.2	357.9	357.9	357.9	359.4	358.2	359.1
7.5°	337.2	337.9	340.1	342.7	344.5	344.9	344.5	343.8	345.7	346.4	345.7
10°	318.5	319.0	321.9	324.2	327.1	326.7	327.9	327.9	328.6	328.3	329.7
12.5°	309.3	308.6	307.1	308.2	308.9	308.9	308.9	310.1	309.6	310.5	311.6
15°	308.2	306.4	298.9	296.3	295.6	295.6	295.2	294.8	295.9	297.1	297.1
17.5°	313.4	309.6	295.2	287.8	286.3	285.6	285.9	285.2	285.2	286.7	286.3
20°	338.6	331.9	303.0	286.7	282.2	282.2	281.8	280.8	280.8	281.1	281.1
22.5°	402.7	394.2	343.8	310.1	294.5	294.1	293.0	291.8	288.9	288.2	286.7
25°	492.1	482.1	395.8	359.4	337.5	336.8	331.2	330.4	323.5	323.8	319.0
27.5°	561.5	554.8	465.1	416.9	396.1	391.7	389.0	382.4	376.4	371.6	365.7
30°	585.2	584.1	535.2	496.2	465.1	459.9	452.9	449.9	441.4	434.7	430.6
32.5°	622.7	623.8	603.4	560.4	533.4	528.1	522.2	515.2	509.2	504.7	495.1
35°	676.2	676.5	662.4	630.1	598.9	592.0	588.6	580.4	574.9	569.3	564.5
37.5°	713.2	715.0	705.0	680.2	661.6	651.6	651.3	645.4	639.0	634.2	629.7
40°	784.4	774.4	741.4	725.5	710.2	709.1	705.8	702.5	703.9	701.3	706.1
42.5°	856.4	843.7	797.8	775.2	765.9	767.7	766.6	767.0	771.4	770.3	775.5
45°	917.9	903.5	859.7	833.0	840.5	842.6	848.9	852.6	850.8	857.4	857.4
47.5°	979.5	945.7	893.9	906.0	911.2	928.3	932.7	931.7	937.9	940.9	932.7
50°	936.1	927.2	923.1	960.6	984.0	989.5	995.8	999.1	1002.1	998.1	989.9
52.5°	844.5	843.7	901.2	992.9	1012.5	1020.0	1025.9	1028.5	1027.3	1025.1	1018.4
55°	813.8	807.8	857.4	959.5	989.5	996.6	1005.0	1010.3	1015.5	1014.8	1009.6
57.5°	855.6	850.8	851.2	930.2	959.5	965.8	971.4	977.3	978.8	983.6	984.0
60°	977.3	971.0	920.1	929.0	958.7	965.8	966.5	969.9	970.3	972.8	973.2
62.5°	1152.7	1141.2	1063.7	997.0	1007.3	1010.7	1013.2	1012.5	1011.1	1009.1	1009.1
65°	1344.9	1334.0	1234.3	1156.4	1126.4	1134.6	1121.6	1119.0	1116.0	1116.0	1112.7
67.5°	1573.3	1552.9	1475.7	1388.2	1344.9	1348.9	1354.8	1332.2	1324.1	1324.8	1307.3
70°	1806.2	1784.7	1751.0	1749.9	1771.8	1762.0	1734.6	1770.9	1728.0	1717.5	1713.9
72.5°	1677.5	1652.0	1658.9	1868.5	2065.1	2096.9	2127.4	2155.6	2180.8	2196.0	2198.2
73°	1578.8	1530.2	1580.7	1827.0	2045.1	2092.1	2130.0	2160.1	2187.1	2200.9	2209.4
75°	788.5	791.0	1039.6	1507.3	1787.3	1827.7	1886.7	1919.7	1968.7	1993.8	1971.6
77.5°	182.8	189.6	314.9	715.5	1071.4	1129.3	1176.5	1224.7	1281.5	1302.5	1284.0
80°	64.5	67.5	110.9	271.9	447.3	479.2	519.7	572.6	625.3	638.3	671.0
82.5°	34.2	37.4	58.6	117.9	191.0	208.8	219.2	241.1	259.6	270.8	276.7
85°	19.6	20.0	33.3	65.3	87.6	94.6	101.3	106.5	112.4	108.3	108.3
87.5°	7.8	8.5	17.1	30.8	42.2	47.1	47.1	47.1	46.7	41.1	37.4
90°	1.5	2.3	3.4	6.3	5.5	5.5	5.2	4.5	4.1	4.5	2.6
92.5°	0.0	0.0	0.0	0.0	0.0	0.0	0.0	0.0	0.0	0.0	0.0
95°	0.0	0.0	0.0	0.0	0.0	0.0	0.0	0.0	0.0	0.0	0.0
97.5°	0.0	0.0	0.0	0.0	0.0	0.0	0.0	0.0	0.0	0.0	0.0
100°	0.0	0.0	0.0	0.0	0.0	0.0	0.0	0.0	0.0	0.0	0.0
102.5°	0.0	0.0	0.0	0.0	0.0	0.0	0.0	0.0	0.0	0.0	0.0
105°	0.0	0.0	0.0	0.0	0.0	0.0	0.0	0.0	0.0	0.0	0.0
107.5°	0.0	0.0	0.0	0.0	0.0	0.0	0.0	0.0	0.0	0.0	0.0



REPORT NUMBER: P226540

CATALOG NUMBER: ISW-AF-350-LED-E1-T4FT

CANDELA DISTRIBUTION (continued):

	0°	5°	15°	25°	30°	31°	32°	33°	34°	35°	36°
110°	0.0	0.0	0.0	0.0	0.0	0.0	0.0	0.0	0.0	0.0	0.0
112.5°	0.0	0.0	0.0	0.0	0.0	0.0	0.0	0.0	0.0	0.0	0.0
115°	0.0	0.0	0.0	0.0	0.0	0.0	0.0	0.0	0.0	0.0	0.0
117.5°	0.0	0.0	0.0	0.0	0.0	0.0	0.0	0.0	0.0	0.0	0.0
120°	0.0	0.0	0.0	0.0	0.0	0.0	0.0	0.0	0.0	0.0	0.0
122.5°	0.0	0.0	0.0	0.0	0.0	0.0	0.0	0.0	0.0	0.0	0.0
125°	0.0	0.0	0.0	0.0	0.0	0.0	0.0	0.0	0.0	0.0	0.0
127.5°	0.0	0.0	0.0	0.0	0.0	0.0	0.0	0.0	0.0	0.0	0.0
130°	0.0	0.0	0.0	0.0	0.0	0.0	0.0	0.0	0.0	0.0	0.0
132.5°	0.0	0.0	0.0	0.0	0.0	0.0	0.0	0.0	0.0	0.0	0.0
135°	0.0	0.0	0.0	0.0	0.0	0.0	0.0	0.0	0.0	0.0	0.0
137.5°	0.0	0.0	0.0	0.0	0.0	0.0	0.0	0.0	0.0	0.0	0.0
140°	0.0	0.0	0.0	0.0	0.0	0.0	0.0	0.0	0.0	0.0	0.0
142.5°	0.0	0.0	0.0	0.0	0.0	0.0	0.0	0.0	0.0	0.0	0.0
145°	0.0	0.0	0.0	0.0	0.0	0.0	0.0	0.0	0.0	0.0	0.0
147.5°	0.0	0.0	0.0	0.0	0.0	0.0	0.0	0.0	0.0	0.0	0.0
150°	0.0	0.0	0.0	0.0	0.0	0.0	0.0	0.0	0.0	0.0	0.0
152.5°	0.0	0.0	0.0	0.0	0.0	0.0	0.0	0.0	0.0	0.0	0.0
155°	0.0	0.0	0.0	0.0	0.0	0.0	0.0	0.0	0.0	0.0	0.0
157.5°	0.0	0.0	0.0	0.0	0.0	0.0	0.0	0.0	0.0	0.0	0.0
160°	0.0	0.0	0.0	0.0	0.0	0.0	0.0	0.0	0.0	0.0	0.0
162.5°	0.0	0.0	0.0	0.0	0.0	0.0	0.0	0.0	0.0	0.0	0.0
165°	0.0	0.0	0.0	0.0	0.0	0.0	0.0	0.0	0.0	0.0	0.0
167.5°	0.0	0.0	0.0	0.0	0.0	0.0	0.0	0.0	0.0	0.0	0.0
170°	0.0	0.0	0.0	0.0	0.0	0.0	0.0	0.0	0.0	0.0	0.0
172.5°	0.0	0.0	0.0	0.0	0.0	0.0	0.0	0.0	0.0	0.0	0.0
175°	0.0	0.0	0.0	0.0	0.0	0.0	0.0	0.0	0.0	0.0	0.0
177.5°	0.0	0.0	0.0	0.0	0.0	0.0	0.0	0.0	0.0	0.0	0.0
180°	0.0	0.0	0.0	0.0	0.0	0.0	0.0	0.0	0.0	0.0	0.0



REPORT NUMBER: P226540

CATALOG NUMBER: ISW-AF-350-LED-E1-T4FT

CANDELA DISTRIBUTION (continued):

	37°	38°	39°	40°	41°	45°	55°	65°	75°	85°	90°
0°	380.1	380.1	380.1	380.1	380.1	380.1	380.1	380.1	380.1	380.1	380.1
2.5°	370.1	370.5	369.8	371.2	370.1	370.1	372.0	375.3	378.0	378.7	380.9
5°	359.8	360.1	360.1	360.5	360.1	360.9	364.2	367.1	372.4	375.0	378.3
7.5°	346.4	347.5	347.2	347.9	347.9	348.6	353.8	358.6	363.9	368.7	372.8
10°	330.4	331.2	332.7	331.9	331.9	334.2	339.7	346.8	353.1	360.1	365.0
12.5°	311.6	313.4	313.0	314.6	315.3	316.7	326.0	333.8	341.6	349.7	356.1
15°	296.8	297.8	298.6	298.9	298.9	302.3	311.6	321.2	331.5	341.3	347.9
17.5°	287.0	287.0	287.8	288.2	288.9	291.1	300.7	311.6	323.5	335.3	342.7
20°	281.5	281.5	281.8	282.2	282.2	284.8	293.8	306.0	319.0	334.2	343.1
22.5°	285.9	284.8	284.5	284.5	282.9	282.9	291.5	304.5	320.8	340.4	352.0
25°	316.4	313.0	307.8	306.7	304.8	295.9	294.8	309.6	329.7	354.1	371.6
27.5°	362.0	358.6	355.3	351.2	348.2	331.9	309.6	323.0	346.8	381.7	403.1
30°	421.7	415.0	410.2	405.7	392.8	375.0	340.4	343.8	373.1	419.8	446.9
32.5°	488.5	481.4	474.0	463.6	460.2	431.4	387.2	378.3	406.5	464.3	492.6
35°	553.0	549.6	544.4	540.4	532.5	508.5	448.1	419.8	445.1	516.7	538.5
37.5°	627.9	621.6	622.0	618.7	614.2	593.8	511.1	469.9	486.6	566.7	580.4
40°	701.7	700.2	702.5	696.9	689.5	662.1	557.4	506.7	530.0	614.9	611.6
42.5°	771.4	772.5	770.0	763.6	755.4	709.5	587.1	537.8	569.0	657.2	636.5
45°	851.2	847.1	836.4	825.2	815.2	750.3	603.0	572.6	606.4	702.9	661.6
47.5°	926.5	910.5	901.2	884.2	864.5	787.4	624.6	609.4	647.9	745.8	685.8
50°	981.7	966.9	951.3	930.6	909.8	819.7	653.2	650.9	695.0	794.1	718.7
52.5°	1007.0	993.2	978.0	956.9	936.1	843.0	691.3	691.3	750.6	857.8	764.3
55°	1002.9	992.9	979.5	960.2	944.3	855.6	730.7	735.8	820.4	926.8	817.0
57.5°	981.3	975.8	968.0	954.6	941.7	865.3	777.0	780.3	913.9	993.2	866.7
60°	974.0	971.7	967.3	959.5	949.5	886.4	826.3	833.7	1018.4	1054.0	895.0
62.5°	1007.0	1002.5	999.1	991.3	982.1	938.4	888.2	890.5	1116.8	1061.5	867.5
65°	1099.7	1091.5	1086.0	1075.5	1065.2	1016.6	967.3	943.2	1164.9	992.2	774.4
67.5°	1294.0	1280.6	1264.7	1245.0	1216.5	1172.7	1045.6	950.6	1121.2	840.5	610.8
70°	1678.3	1649.3	1612.6	1570.7	1559.9	1432.3	1094.5	895.7	932.0	587.1	405.0
72.5°	2194.5	2164.5	2131.8	2097.4	2029.1	1748.7	1073.0	722.5	579.7	301.9	192.8
73°	2203.0	2182.7	2143.4	2103.3	2047.6	1743.2	1049.6	666.1	511.1	237.7	158.0
75°	1975.7	1967.5	1929.0	1851.8	1804.7	1472.4	772.9	386.1	223.6	146.9	102.7
77.5°	1282.2	1273.3	1251.4	1243.9	1157.2	954.6	346.1	150.2	121.6	97.6	72.7
80°	683.1	641.6	634.2	604.6	541.1	367.5	118.4	92.0	80.8	65.3	50.8
82.5°	277.0	259.2	252.6	228.8	215.1	110.2	59.3	63.8	54.1	38.6	31.2
85°	102.0	93.8	91.7	74.6	65.7	32.6	36.3	44.9	33.8	21.5	15.5
87.5°	35.2	30.4	26.3	20.4	18.9	13.4	20.0	24.4	21.5	13.0	7.5
90°	2.6	2.3	1.8	1.5	1.8	1.5	2.3	3.4	3.7	2.3	1.5
92.5°	0.0	0.0	0.0	0.0	0.0	0.0	0.0	0.0	0.0	0.0	0.0
95°	0.0	0.0	0.0	0.0	0.0	0.0	0.0	0.0	0.0	0.0	0.0
97.5°	0.0	0.0	0.0	0.0	0.0	0.0	0.0	0.0	0.0	0.0	0.0
100°	0.0	0.0	0.0	0.0	0.0	0.0	0.0	0.0	0.0	0.0	0.0
102.5°	0.0	0.0	0.0	0.0	0.0	0.0	0.0	0.0	0.0	0.0	0.0
105°	0.0	0.0	0.0	0.0	0.0	0.0	0.0	0.0	0.0	0.0	0.0
107.5°	0.0	0.0	0.0	0.0	0.0	0.0	0.0	0.0	0.0	0.0	0.0



REPORT NUMBER: P226540

CATALOG NUMBER: ISW-AF-350-LED-E1-T4FT

CANDELA DISTRIBUTION (continued):

	37°	38°	39°	40°	41°	45°	55°	65°	75°	85°	90°
110°	0.0	0.0	0.0	0.0	0.0	0.0	0.0	0.0	0.0	0.0	0.0
112.5°	0.0	0.0	0.0	0.0	0.0	0.0	0.0	0.0	0.0	0.0	0.0
115°	0.0	0.0	0.0	0.0	0.0	0.0	0.0	0.0	0.0	0.0	0.0
117.5°	0.0	0.0	0.0	0.0	0.0	0.0	0.0	0.0	0.0	0.0	0.0
120°	0.0	0.0	0.0	0.0	0.0	0.0	0.0	0.0	0.0	0.0	0.0
122.5°	0.0	0.0	0.0	0.0	0.0	0.0	0.0	0.0	0.0	0.0	0.0
125°	0.0	0.0	0.0	0.0	0.0	0.0	0.0	0.0	0.0	0.0	0.0
127.5°	0.0	0.0	0.0	0.0	0.0	0.0	0.0	0.0	0.0	0.0	0.0
130°	0.0	0.0	0.0	0.0	0.0	0.0	0.0	0.0	0.0	0.0	0.0
132.5°	0.0	0.0	0.0	0.0	0.0	0.0	0.0	0.0	0.0	0.0	0.0
135°	0.0	0.0	0.0	0.0	0.0	0.0	0.0	0.0	0.0	0.0	0.0
137.5°	0.0	0.0	0.0	0.0	0.0	0.0	0.0	0.0	0.0	0.0	0.0
140°	0.0	0.0	0.0	0.0	0.0	0.0	0.0	0.0	0.0	0.0	0.0
142.5°	0.0	0.0	0.0	0.0	0.0	0.0	0.0	0.0	0.0	0.0	0.0
145°	0.0	0.0	0.0	0.0	0.0	0.0	0.0	0.0	0.0	0.0	0.0
147.5°	0.0	0.0	0.0	0.0	0.0	0.0	0.0	0.0	0.0	0.0	0.0
150°	0.0	0.0	0.0	0.0	0.0	0.0	0.0	0.0	0.0	0.0	0.0
152.5°	0.0	0.0	0.0	0.0	0.0	0.0	0.0	0.0	0.0	0.0	0.0
155°	0.0	0.0	0.0	0.0	0.0	0.0	0.0	0.0	0.0	0.0	0.0
157.5°	0.0	0.0	0.0	0.0	0.0	0.0	0.0	0.0	0.0	0.0	0.0
160°	0.0	0.0	0.0	0.0	0.0	0.0	0.0	0.0	0.0	0.0	0.0
162.5°	0.0	0.0	0.0	0.0	0.0	0.0	0.0	0.0	0.0	0.0	0.0
165°	0.0	0.0	0.0	0.0	0.0	0.0	0.0	0.0	0.0	0.0	0.0
167.5°	0.0	0.0	0.0	0.0	0.0	0.0	0.0	0.0	0.0	0.0	0.0
170°	0.0	0.0	0.0	0.0	0.0	0.0	0.0	0.0	0.0	0.0	0.0
172.5°	0.0	0.0	0.0	0.0	0.0	0.0	0.0	0.0	0.0	0.0	0.0
175°	0.0	0.0	0.0	0.0	0.0	0.0	0.0	0.0	0.0	0.0	0.0
177.5°	0.0	0.0	0.0	0.0	0.0	0.0	0.0	0.0	0.0	0.0	0.0
180°	0.0	0.0	0.0	0.0	0.0	0.0	0.0	0.0	0.0	0.0	0.0



REPORT NUMBER: P226540

CATALOG NUMBER: ISW-AF-350-LED-E1-T4FT

CANDELA DISTRIBUTION (continued):

	95°	105°	115°	125°	135°	145°	155°	165°	175°	180°
0°	380.1	380.1	380.1	380.1	380.1	380.1	380.1	380.1	380.1	380.1
2.5°	381.7	383.1	386.1	388.3	390.2	392.8	393.5	395.0	393.1	395.4
5°	380.1	384.6	390.2	395.4	400.2	404.3	406.1	406.5	406.8	408.4
7.5°	376.4	383.1	392.0	399.1	406.5	409.1	410.2	410.6	408.0	409.1
10°	369.1	379.8	390.9	399.5	403.1	401.3	398.3	393.5	391.3	391.3
12.5°	360.9	374.6	387.6	392.4	389.0	382.0	373.9	365.0	361.6	361.6
15°	354.1	371.6	382.4	379.0	369.4	356.1	344.9	335.6	332.7	331.5
17.5°	350.5	370.1	374.2	363.9	347.5	330.8	319.7	311.9	309.3	309.3
20°	353.4	371.6	365.0	345.7	325.3	310.1	300.4	295.2	292.7	293.8
22.5°	366.1	377.2	356.8	327.9	303.0	290.0	285.6	282.2	281.8	282.6
25°	387.2	384.6	349.7	309.3	282.2	272.9	272.6	271.5	271.1	270.8
27.5°	414.6	393.8	341.3	288.6	261.5	257.1	259.2	258.9	258.5	258.9
30°	451.0	402.0	328.6	266.0	241.8	241.8	245.2	244.1	242.5	243.0
32.5°	484.8	408.0	309.3	240.7	226.3	227.0	228.1	225.2	221.5	222.2
35°	513.7	408.0	283.4	218.1	210.3	210.3	211.0	208.5	205.5	204.4
37.5°	537.8	399.8	250.7	201.0	197.3	197.3	200.3	197.6	192.1	191.0
40°	552.3	382.0	220.7	188.4	191.0	191.4	187.3	182.8	177.7	176.6
42.5°	561.5	356.1	196.9	179.5	186.9	183.9	174.3	167.3	166.9	168.4
45°	569.7	326.7	178.0	170.6	182.5	176.2	163.2	156.5	158.8	160.2
47.5°	577.9	297.5	162.9	160.6	174.3	169.9	156.1	148.7	147.6	149.9
50°	597.1	256.7	145.4	148.7	164.3	162.9	149.9	141.3	134.2	133.9
52.5°	623.1	202.1	130.5	138.3	156.5	158.8	142.8	134.6	125.0	123.5
55°	652.0	155.1	118.4	130.2	149.1	152.8	140.1	128.0	117.5	116.1
57.5°	660.5	122.3	106.8	118.7	139.1	147.2	136.2	120.2	112.4	110.9
60°	631.3	101.6	97.2	109.0	129.1	141.7	129.8	114.3	107.2	106.1
62.5°	541.9	89.7	92.0	102.7	121.6	136.5	125.0	109.8	104.2	103.5
65°	413.6	81.6	87.6	97.6	115.0	131.7	121.6	107.9	103.5	102.7
67.5°	259.6	75.7	83.1	92.0	108.3	126.4	119.1	105.7	102.4	101.3
70°	143.9	69.4	77.1	85.7	101.6	121.6	115.7	102.4	102.0	99.7
72.5°	87.6	62.7	70.8	79.0	94.2	115.7	109.8	98.3	94.6	90.1
73°	83.5	61.9	69.4	77.5	92.4	114.3	108.6	96.8	93.1	88.7
75°	67.5	55.6	63.4	70.5	85.7	108.3	102.4	91.7	85.7	82.3
77.5°	49.7	47.5	54.9	61.6	77.1	100.1	93.5	83.8	76.8	74.9
80°	36.7	39.3	46.3	52.3	67.8	92.0	84.2	74.9	70.5	68.2
82.5°	24.9	30.4	37.1	41.9	60.0	83.1	74.6	65.7	68.6	57.1
85°	14.4	21.2	26.7	32.6	48.2	74.2	64.9	56.0	49.0	44.1
87.5°	9.6	11.9	16.4	22.3	34.9	58.2	51.6	43.8	31.9	31.9
90°	1.1	1.5	2.3	2.6	4.8	24.9	17.1	20.4	3.7	3.4
92.5°	0.0	0.0	0.0	0.0	0.0	0.0	0.0	0.0	0.0	0.0
95°	0.0	0.0	0.0	0.0	0.0	0.0	0.0	0.0	0.0	0.0
97.5°	0.0	0.0	0.0	0.0	0.0	0.0	0.0	0.0	0.0	0.0
100°	0.0	0.0	0.0	0.0	0.0	0.0	0.0	0.0	0.0	0.0
102.5°	0.0	0.0	0.0	0.0	0.0	0.0	0.0	0.0	0.0	0.0
105°	0.0	0.0	0.0	0.0	0.0	0.0	0.0	0.0	0.0	0.0
107.5°	0.0	0.0	0.0	0.0	0.0	0.0	0.0	0.0	0.0	0.0



REPORT NUMBER: P226540

CATALOG NUMBER: ISW-AF-350-LED-E1-T4FT

CANDELA DISTRIBUTION (continued):

	95°	105°	115°	125°	135°	145°	155°	165°	175°	180°
110°	0.0	0.0	0.0	0.0	0.0	0.0	0.0	0.0	0.0	0.0
112.5°	0.0	0.0	0.0	0.0	0.0	0.0	0.0	0.0	0.0	0.0
115°	0.0	0.0	0.0	0.0	0.0	0.0	0.0	0.0	0.0	0.0
117.5°	0.0	0.0	0.0	0.0	0.0	0.0	0.0	0.0	0.0	0.0
120°	0.0	0.0	0.0	0.0	0.0	0.0	0.0	0.0	0.0	0.0
122.5°	0.0	0.0	0.0	0.0	0.0	0.0	0.0	0.0	0.0	0.0
125°	0.0	0.0	0.0	0.0	0.0	0.0	0.0	0.0	0.0	0.0
127.5°	0.0	0.0	0.0	0.0	0.0	0.0	0.0	0.0	0.0	0.0
130°	0.0	0.0	0.0	0.0	0.0	0.0	0.0	0.0	0.0	0.0
132.5°	0.0	0.0	0.0	0.0	0.0	0.0	0.0	0.0	0.0	0.0
135°	0.0	0.0	0.0	0.0	0.0	0.0	0.0	0.0	0.0	0.0
137.5°	0.0	0.0	0.0	0.0	0.0	0.0	0.0	0.0	0.0	0.0
140°	0.0	0.0	0.0	0.0	0.0	0.0	0.0	0.0	0.0	0.0
142.5°	0.0	0.0	0.0	0.0	0.0	0.0	0.0	0.0	0.0	0.0
145°	0.0	0.0	0.0	0.0	0.0	0.0	0.0	0.0	0.0	0.0
147.5°	0.0	0.0	0.0	0.0	0.0	0.0	0.0	0.0	0.0	0.0
150°	0.0	0.0	0.0	0.0	0.0	0.0	0.0	0.0	0.0	0.0
152.5°	0.0	0.0	0.0	0.0	0.0	0.0	0.0	0.0	0.0	0.0
155°	0.0	0.0	0.0	0.0	0.0	0.0	0.0	0.0	0.0	0.0
157.5°	0.0	0.0	0.0	0.0	0.0	0.0	0.0	0.0	0.0	0.0
160°	0.0	0.0	0.0	0.0	0.0	0.0	0.0	0.0	0.0	0.0
162.5°	0.0	0.0	0.0	0.0	0.0	0.0	0.0	0.0	0.0	0.0
165°	0.0	0.0	0.0	0.0	0.0	0.0	0.0	0.0	0.0	0.0
167.5°	0.0	0.0	0.0	0.0	0.0	0.0	0.0	0.0	0.0	0.0
170°	0.0	0.0	0.0	0.0	0.0	0.0	0.0	0.0	0.0	0.0
172.5°	0.0	0.0	0.0	0.0	0.0	0.0	0.0	0.0	0.0	0.0
175°	0.0	0.0	0.0	0.0	0.0	0.0	0.0	0.0	0.0	0.0
177.5°	0.0	0.0	0.0	0.0	0.0	0.0	0.0	0.0	0.0	0.0
180°	0.0	0.0	0.0	0.0	0.0	0.0	0.0	0.0	0.0	0.0

(END OF REPORT)